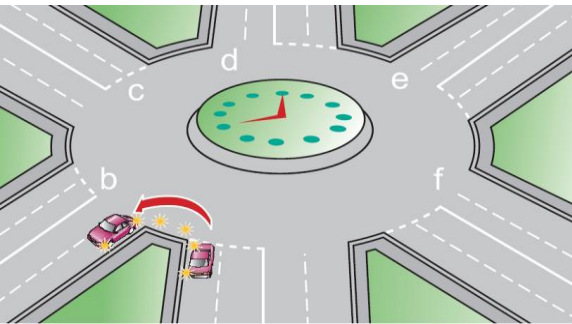


**USE** the “mirror signal manoeuvre” routine on approach to roundabouts.  
 Keep particular lookout for cyclist and horse riders as they are allowed to use the left lane irrespective of where they are going.  
 Before you enter a roundabout you normally give way to any traffic from your right. Lookout for road signs or markings telling you anything different.  
 Approach with care as you need time to make judgment on what is happening and make the decision on whether to continue or wait .  
**Use the 12 o'clock rule.** (Approach is always from 6 o'clock. First exit is always left until you reach 12 o'clock, any exit after that is ahead until you pass 12 o'clock, All exits after 12 o'clock are right turns.)

**To go left at a roundabout:**

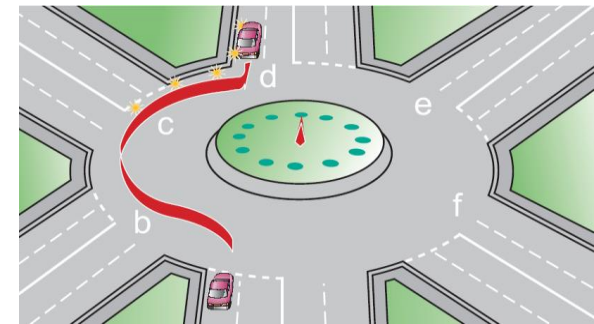
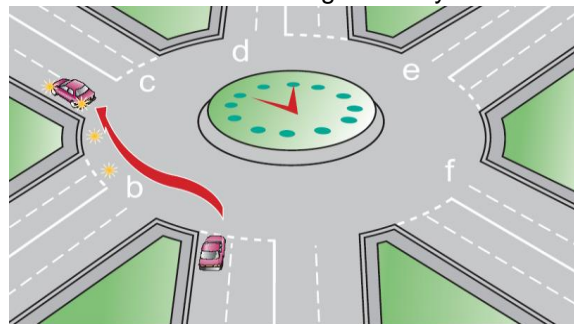
- Signal left as you approach.
- Keep to the left lane.
- Give way to traffic from the right.
- Continue to signal until you have left the roundabout.



**To go ahead at a roundabout:**

- Do not signal as you approach.
- Keep to the left lane.
- Give way to traffic from the right.
- Go round the roundabout in the left hand lane.
- Signal left as you pass the exit before the one you want.
- Continue to signal until you have left the roundabout.

Sometimes the left lane is reserved for left turns only in which case you will need to use the middle lane for going ahead.



**To go right at a roundabout:**

- Signal right as you approach.
- Keep to the right hand lane.
- Give way to traffic from the right.
- Go round the roundabout in the right hand lane, keep signalling right.
- Signal left as you pass the exit before the one you want.
- Change to the left lane if safe, if not continue in your lane until you find suitable space to move in to the left.
- Continue to signal left until you have left the roundabout.

